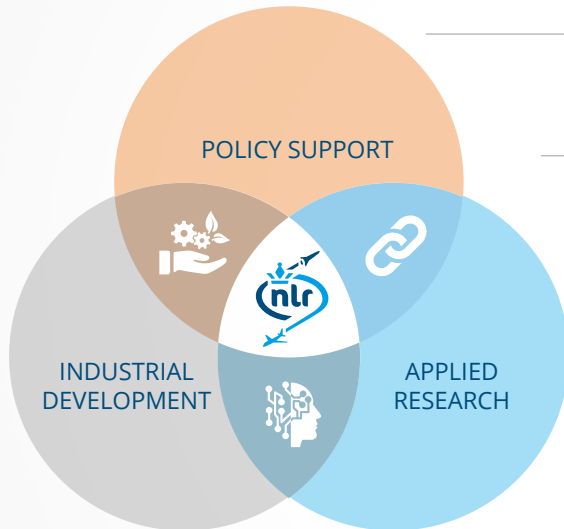




Accelerating
the future
of aerospace

Applied research for aerospace industry, space and defence





Research



Developing &
technology integration



Transfer to industry



Production &
commercialisation

Making applied research work for society and economy

The Royal Netherlands Aerospace Centre – Royal NLR - has been an ambitious, knowledge-based organisation for over a century, with a deep-seated desire to keep innovating. Royal NLR has over 100 years of experience in aerospace. Our knowledge and expertise have made us one of the driving forces in the aerospace sector, both in our own country and abroad.

Royal NLR operates as a non-profit, objective and independent research centre, working with its partners towards a better world tomorrow. As part of that, NLR offers innovative solutions and technical expertise, with the aim of making aerospace more sustainable, safer, more efficient and effective.

We are the connection between scientific research, policy-based support and industrial development. There are various areas where our knowledge and technology are at a world-class level. We use our state-of-the-art research infrastructure, which was given new accommodation during the past period, to experimentally assess the effects of new technology and check the feasibility of new concepts.

This booklet gives an overview of the broad spectrum of the knowledge, capabilities and facilities that Royal NLR is applying in the research projects and programs in the Netherlands and worldwide. We hope you will enjoy reading about our research and welcome you to contact us for more information.

NLR – Royal Netherlands Aerospace Centre

NLR, home to many markets



DEFENCE & SECURITY INDUSTRY




CIVIL AVIATION



CIVIL INDUSTRY



SPACE



DEFENCE AND GOVERNMENT

NLR supports the civil, space and military aerospace industry in all phases of development of systems and subsystems with innovative solutions, whether it be aircraft manufacturers, Tier 1, 2 or ++ suppliers, scale-ups and SMEs.

NLR research, capabilities, concepts and high tech facilities contribute to scientifically proven and practical developments and solutions that provides impact and will support your organisation in reducing production costs, increase adaptability, and increase sustainability throughout the lifecycle.

This can be achieved by reducing the costs of design and production, certification and testing and automating the production and maintenance process. In the aim of making aviation climate-neutral, NLR works on the use of new materials, effective new production methods, novel solutions for propulsion and operation, and revolutionary aircraft designs. This is relevant not just for traditional aircraft manufacturers but also for new players working with UAM and drones (RPAS) concepts, both in Europe and beyond

NLR STRATEGIC THEMES AND PROGRAMMES

AEROSPACE FOR A SAFE AND SECURE SOCIETY



A technologically advanced military is vitally important.

COMPETITIVE AEROSPACE



New products and markets are emerging to address issues such as the living environment, accessibility and sustainable air transport.


SUSTAINABLE AEROSPACE



If climate neutral aerospace is to become a reality, we need to commit to the development of radical innovations.

THE SOLUTION

The HEROPS project will meet this challenge with a European consortium of aircraft propulsion system integrators, electrical system experts, key tier-one suppliers and leading researchers in stack technology, mechanics and propulsion, leveraging relevant and effective synergies between European and national programmes.



HEROPS

Hydrogen-Electric Zero Emission Propulsion System

HEROPS aims to introduce climate-neutral propulsion into regional aircraft by developing MTU's Flying Fuel Cell (FFC) propulsion system concept for entry into service in 2035. This disruptive hydrogen-electric propulsion system uses fuel cells as its sole power source and a liquid hydrogen fuel tank, without the need for high-power batteries. Integrating both the fuel cell system and the electric propulsion unit into a compact engine nacelle will ensure an efficient system at a high power-to-weight ratio.

THE CHALLENGE

HEROPS is targeting demonstration of a 1.2MW propulsion system based on a scalable 600kW core module at TRL4 (Technology Readiness Level). The core module and all further subsystems will be validated up to TRL5. Scalability up to the 2 to 4MW power level will be confirmed, complemented by simulation and electrical network testing of the overall modularised system. The certification programme will build upon ongoing certification activities, enabling timely maturation of the aviation-native HEROPS technology in line with relevant certification requirements.

WHAT WE ARE DOING

The two-phased approach of the overall programme – including extensive development, test and validation cycles at each stage – is expected to advance the FFC concept to TRL6 for integration and demonstration on a regional aircraft by 2028. It will pave the way for commercial prototyping and entry into service by 2035, delivering a propulsion technology that will be key for achieving the European Green Deal's objective of climate-neutral aviation by 2050 with 100% avoidance of CO₂ and NO_x emissions and up to 80% reduction of the climate impact from contrails and contrail cirrus.



PARTNERS

View all partners on:
cordis.europa.eu/project/id/101140499



DURATION

2024-2026



FUNDING

Clean Aviation Joint

Undertaking

GA no. 101140499

Scaled Flight Demonstrator (SFD)

Scaled test aircraft preparation and qualifications



PARTNERS

Airbus, ONERA, Royal NLR,
CIRA, TU Delft and Orange
Aerospace B.V.



DURATION

2014 - 2024



FUNDING

Clean Sky 2 Joint
Undertaking
GA no. 717183
and 945583

The SFD is the large scale demonstrator of the European Clean Sky 2 research programme for future large passenger aircraft. The aim is to validate scaled flight testing as a viable means for de-risking disruptive aircraft technologies and aircraft configurations to a high technology readiness level. The NLR activities involve 'Test Aircraft Preparation and Qualification'.

THE CHALLENGE

The goal is to develop a highly representative scaled aircraft of an actual aircraft, equipped with very accurate flight test instrumentation to perform measurements during the tests. This will introduce a very cost-effective approach to developing radical new aircraft, as needed for more sustainable aviation.

an operational concept to obtain an authorisation to fly, and training of the flight crew. High-speed taxi tests were performed at Deelen, the Netherlands, in November 2021. A Flight Readiness Review has been conducted successfully, with Airbus as an important reviewer.

WHAT WE DID

The work included avionics subsystem design & manufacturing & test, SFD airframe (wing & fuselage) design & manufacturing & assembly & integration (with Orange Aircraft), integration of Flight Test Instrumentation (developed by NLR), development of and integration with the Ground Control System (with CIRA), SFD system integration and test, wind tunnel tests at DNW LLF (April 2021), qualification of

The first SFD flight as part of a qualification campaign at Deelen was performed in March. The mission flight campaign in Italy is will take place in May-June 2024. The maiden flight was carried out on 2 May 2024. All results will be used by ONERA to compile a final report and validate the concept of scaled flight testing as a viable means for future aircraft development.




THE SOLUTION

The project has developed a 4-meter wing span Scaled Flight Demonstrator (SFD) of a scaled reference aircraft (A320, scale 1:8,5), which is representative for the full-scale aircraft at Mach 0.4. SFD flight test data is measured to show that scaled flight-testing can be used for obtaining flight-mechanics characteristics that are representative of the full-scale aircraft.

THE SOLUTION

NLR will contribute to the development of the two key technologies in project ICEflight by using its expertise in qualification testing for aerospace to define testing methodologies and create specialised test benches. Ultimately, the goal is to improve Dutch global competitiveness and position the Dutch supply chain as a leader in advanced aerospace technologies, paving the way for sustainable aviation.



ICEFlight

Innovative Cryogenic Electric Flight

The ICEFlight initiative is exploring new technologies to support the development of fuel-cell aircraft, aiming to achieve hydrogen-powered flight. To this end, the consortium partners are investigating the use of liquid hydrogen (LH2) as both a fuel and a cooling source. The project focuses on designing a custom cryogenic cooling and electrical distribution system, providing an ideal environment to develop the skills, competencies, technologies and products needed in the Netherlands to support the next generation of aircraft.

THE CHALLENGE

Making flying sustainable for future generations requires innovative uses of LH2 in aviation, as well as creating new technologies and systems to support this goal. This involves enhancing the performance of next-generation aircraft powertrains through the application of innovative electrical technologies, superconductivity, and hyperconductivity.

WHAT WE ARE DOING

In ICEFlight, equipment for a cryogenic-electric powertrain is being developed. With the aim of achieving TRL5+, the project requires the development of test capabilities for qualification testing in cryogenic conditions. To achieve this, NLR is leveraging its heritage in qualification testing for

aviation and space. This expertise enables us to define testing methodologies and create test benches that meet the requirements for cryogenic equipment qualification testing. A key aspect of the project involves the use of LH2 in the cryogenic cooling system. A dedicated test bench will be designed to verify the concept of using liquid hydrogen as both fuel and cold source in the cryogenic powertrain.



PARTNERS

View all partners on:
[luchtvaartintransitie.nl/
 project-item/iceflight/](https://luchtvaartintransitie.nl/project-item/iceflight/)



DURATION

2025-2027



FUNDING

Aviation in Transition
 National Growth Fund



PARTNERS

View all partners on:
nlr.org/flying-withliquid-hydrogen



DURATION
2023-2027



FUNDING
Aviation in Transition
National Growth Fund

PHYREX

Pipistrel Hydrogen Range Extender

Hydrogen-powered aircraft is one of the most promising novel aircraft technologies to contribute to a sustainable future for aviation. NLR is involved in various areas related to hydrogen knowledge and capability development, ranging from tanks to engines and from design to testing and certification. As part of a roadmap and phased approach for NLR's electric research aircraft, the Pipistrel Velis Electro, a hydrogen-based range extender will be developed and demonstrated in flight.

THE CHALLENGE

As hydrogen propulsion is a new technology in aerospace, the following questions need to be answered:

- Is it possible to develop a hydrogen powertrain solution that is both cost-efficient and optimised for aircraft performance?
- Can compliance demonstration of a hydrogen powertrain with the – yet to be defined – safety requirements be achieved?
- How does the hydrogen powertrain compete with other conventional and novel technologies?

WHAT WE ARE DOING

NLR is collaborating with Zepp.solutions and Cryoworld to design and develop a hydrogen powertrain for the Pipistrel. The main considerations include:

- Volume and weight constraints of the existing Pipistrel configuration
- Development and aircraft integration of novel hydrogen technologies
- Safety requirements & limited availability of regulatory frameworks

The primary focus for 2026 is on the manufacturing of all subsystems and extensive testing, concluding with a demonstration flight in 2027.



**BELLY
FAIRING**

**LH2
TANK**


**FUEL CELL
SYSTEM**

THE SOLUTION

The Pipistrel Velis Electro will be retrofitted with a liquid hydrogen tank and a belly fairing to accommodate the hydrogen powertrain, which will interface with the existing electrical system. This will enable independence to be maximised and risks to be mitigated as a first step towards fully hydrogen-based solutions. Following a design period and extensive ground testing, the flight demonstration will be a major milestone in achieving our goals towards more sustainable aviation.

THE SOLUTION

- Perform material testing at 20 K, permeability tests and microcrack investigations to select a suitable composite material.
- Design an inner and outer tank including hoses and valves for safe fuelling and de-fuelling. Designs must be able to absorb internal pressures due to boil off, flight and sloshing loads.
- Design and testing of sensors to monitor LH2 levels, H2 leakage, vacuum and pressure levels.
- Manufacture all individual parts and assemble them in 2 demonstrators.
- Test 2 full-scale demonstrators with LH2 to validate the requirements at TRL4.



COCOLIH2T

Composite Conformal Liquid H2 Tank

The global aviation industry is committed to reducing net aviation carbon emissions by 50% by the year 2050, while the European Commission has set an even more ambitious target of cutting CO2 emissions per passenger kilometre by 75%. Alternative fuels, such as liquid hydrogen (LH2), are expected to play a crucial role in achieving a zero-emission future for aviation. In this regard, the COCOLIH2T project is therefore investigating the storage of cryogenic (20 K) liquid hydrogen on aircraft, with a focus on designing, manufacturing, and testing storage containers for both new and existing aircraft designs.

THE CHALLENGE

- Design, manufacture and demonstrate a full-scale composite conformal storage tank for liquid hydrogen at TRL4.
- LH2 tank capacity: 57 kg LH2.
- Gravimetric index: > 25%.
- No liner.
- Venting rate: < 2% per day.

Developing and testing subsystems for gauging, refuelling and monitoring structural health for safe performance.

WHAT WE ARE DOING

NLR developed an initial design for a thermoplastic composite conformal tank that fits into an ATR-72 in collaboration with project partners. To determine the static material properties at 20 K, NLR executed a

static test campaign using their cryostat facility. As part of this campaign, a permeability test was developed and microcracks were investigated. The two demonstrators, which will be manufactured by project partners, will undergo testing with large quantities of liquid hydrogen at NLR's newly built Energy to Propulsion Test Facility (EPTF). NLR is currently designing and manufacturing test setups to validate the design and sloshing models. Additionally, test and safety procedures are being compiled and reviewed to ensure all tests are conducted safely.



PARTNERS

View all partners on:
cocolih2t.eu/



DURATION

2023-2026



FUNDING

Clean Hydrogen
Partnership

GA no. 101101961

HyPoTraDe

Hydrogen Fuel Cell Power Train Demonstrator



PARTNERS

View all partners on:
hypotrade.eu



DURATION

2023-2026



FUNDING

Clean Aviation Joint
 Undertaking
 GA no. 101101998

The HyPoTraDe objective is to deliver a validated digital twin model based on testing a powertrain demonstrator of a 500 kW fuel cell battery hybrid powertrain that can be scaled up to future MW class aircraft. This involves utilising the fuel cell's waste heat to enhance system efficiency and testing the powertrain under flight-relevant conditions. The project's outcome will contribute to achieving the ambitious goals for regional and short-range hydrogen-powered aircraft with Entry Into Service in 2035, helping to meet the EU's climate neutrality targets by 2050.

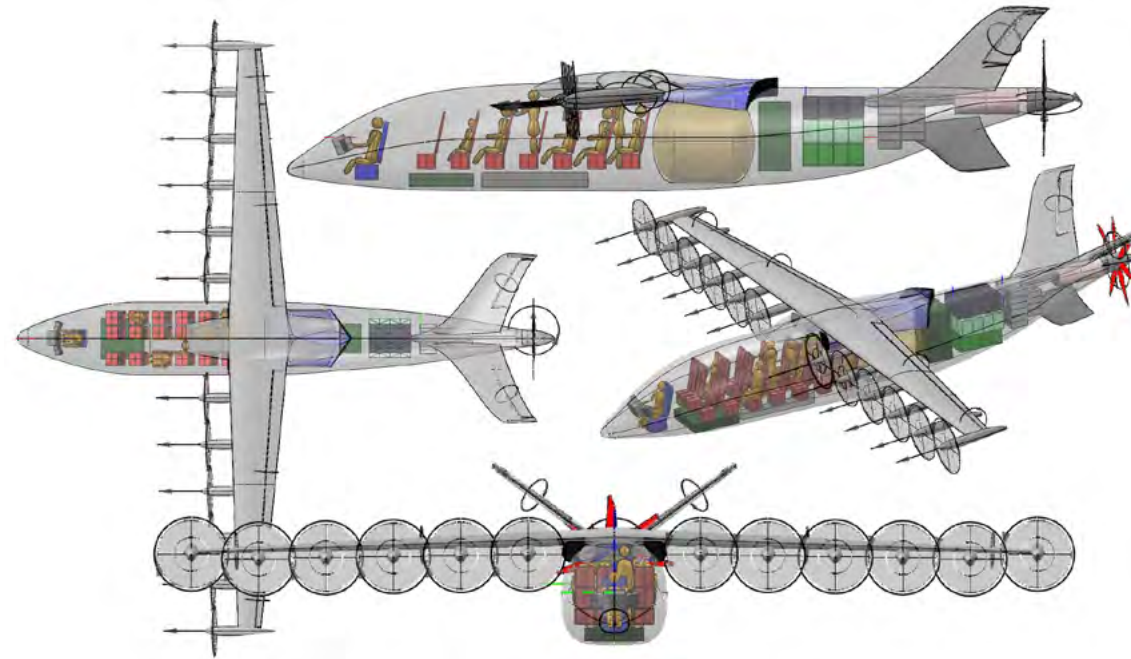
THE CHALLENGE

The key impact of HyPoTraDe is a fast-track optimisation of fuel cell powertrain electrical and thermal architectures based on state-of-the-art industrial components. It provides a comprehensive understanding of the operational characteristics of modular, fuel cell-battery hybrid-electric, distributed electric propulsion powertrain configurations for future aircraft. As safety is paramount in aviation, potential failure modes are analysed, and mitigation measures are identified and evaluated during the powertrain demonstrator test campaign

WHAT WE ARE DOING

NLR is responsible for:

- Coordination of the failure modes studies
- Design of the powertrain demonstrator Thermal Management System design
- Design, modelling and testing of the (liquid) hydrogen distribution system, including a liquid hydrogen heat exchanger and a two-phase heat transfer loop utilising fuel cell waste heat
- Creation of a ground level test environment at NLR Marknesse for flight representative testing of the 500kW powertrain demonstrator (i.e. the Energy to Propulsion Test Facility, page 43)
- Coordination of the subsystems integration and the powertrain demonstrator test activities
- Delivery of a dataset for Digital Twin validation

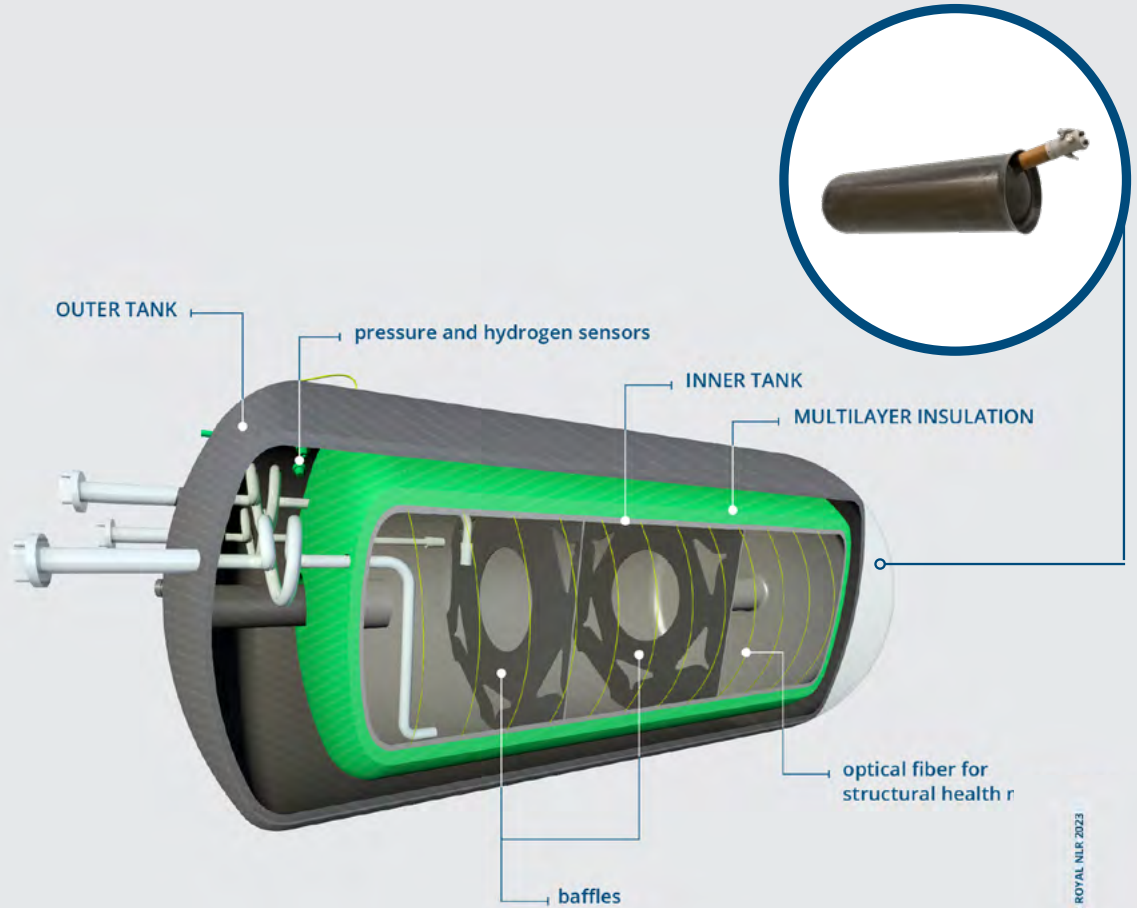


THE SOLUTION

The project provides a ground level test environment for testing of a 500 kW hydrogen-electric powertrain demonstrator with the aim of validating the Digital Twin model. Flight representative load cases (e.g. taxiing, take-off, climb, cruise, descent, and landing) and injected failures are being tested and evaluated. The powertrain demonstrator includes fuel cells, batteries, power distribution system, controls, converters, TMS, hydrogen distribution, liquid hydrogen heat exchanger, propulsor units, non-propulsive load emulation and a large liquid hydrogen storage tank. The validated Digital Twin will enable accurate performance predictions for scaled-up hydrogen-electric powertrains for future aircraft.

THE SOLUTION

The project will focus on the application of microcrack resistant composite materials with sufficiently low permeability for hydrogen. In order to comply with boil-off and dormancy requirements without adding significant weight and/or volume, a vacuum/MLI insulated tank has been developed with contributions of all consortium members. The tank is equipped with fluid level sensors and sensors for safety systems. During the design phase, digital design strategies were used to minimise thermal stress and optimise utilisation of automated manufacturing technologies.



Liquid hydrogen composite tanks for civil aviation

Hydrogen has been identified as a key priority to achieve the European Green Deal for a sustainable economy. By converting the construction of the hydrogen tank from existing metallic solutions to composites, the liquid hydrogen (LH2) composite tank will achieve weight savings that enable the advancement of liquid hydrogen as a sustainable fuel for civil aviation. This will lower the carbon footprint of air travel and extend the flight range of aircraft by reducing construction weight and cost.

THE CHALLENGE

For single-aisle commercial aircraft, the energy density of compressed hydrogen gas is not sufficient to provide the necessary range; this can only be achieved with liquid hydrogen, stored at 20 Kelvin/-253 °C. The project aims to develop a linerless long-life lightweight composite tank that can withstand the low temperature of liquid hydrogen and related thermal stress.

WHAT WE ARE DOING

NLR has developed additional facilities for testing composite materials at 20 Kelvin. Several thermoset and semi-crystalline thermoplastic composites (Toray) have been screened regarding their properties at this very low temperature. The

materials are also characterised regarding their permeability properties and resistance against thermal cycling down to 20 Kelvin. Together with project partners, a suitable thermoplastic composite material was selected for the inner tank and characterised regarding engineering properties at 20 Kelvin. For the outer tank a thermoset composite material was selected. With these materials a composite tank has been designed and manufactured. The tank will be tested with liquid hydrogen in 2026. The health and safety of the tank will be monitored with various fibre optic sensors. Because of their minimal heat ingress, these sensors are also used to monitor the temperature, pressure, LH2 fuel level and leak detection.



PARTNERS

View all partners on:
toraytac.com/hydrogen-composite-tanks-for-civil-aviation



DURATION

2022-2026



FUNDING

Netherlands Enterprise
 Agency (RVO)
 Holland High Tech

Aviation in Transition

Luchtvaart in Transitie

By 2050, aviation must be climate-neutral, and momentum is crucial to achieving this goal. Through Aviation in Transition, the Netherlands strengthens its position as an innovative and resilient leader in aviation.



Hydrogen Optimisation & Testing (HOT)

Project lead: Fokker NextGen

HOT aims to build validated knowledge and data on hydrogen fuel systems.



Flying Vision Accelerator

Project lead: TU Delft

The goal of Flying Vision is to achieve a 'holistic' collaboration within the aviation ecosystem.



Promising Research

Project lead: Royal NLR

Research to support the manufacturing industry after 2030 by focussing on long term solutions.



Advanced Electrical Wiring

Project lead: Fokker / GKN Aerospace

This project develops advanced high-power wiring systems for increased electrical power in hybrid-electric aircraft and hydrogen fuel cell systems.



Materials, production technology and structures

Project lead: Fokker | GKN Aerospace

This project develops innovative production technologies for complex thermoplastic composite parts & integrated structures.



Hydrogen Aircraft Powertrain and Storage Systems (HAPPS)

Project lead: Conscious Aerospace

The project develops a hydrogen-electric powertrain for a Dash 8-300 aircraft to achieve emission-free regional flights.



Thermal and Pneumatic Systems (TePS)

Project lead: Aeronamic

For hydrogen-electric powertrains on board low-emission aircraft, new cooling systems and turbo compressors are required.



Dutch Aviation Systems Analysis Lab (DASAL)

Project lead: Royal NLR

This project analyses and monitors the effects of innovations on sustainability, and economic and societal impacts.

The Aviation in Transition programme brings together various stakeholders, such as universities, knowledge organisations, SMEs, and large enterprises. They work in close collaboration to accelerate the development of breakthrough technologies that make crucial systems, and consequently, future aircraft ultra-efficient and free of CO₂ emissions. The Dutch government supports this mission with essential funding from the National Growth Fund and policies to facilitate the introduction of “new flying”. The programme consists of thirteen projects, aiming to strengthen the aviation ecosystem and secure a stronger market position. NLR contributes to most of them, including the eight projects mentioned here.


Read more



THE SOLUTION

The fast non-destructive inspection of composite parts demonstrated using thermographic methods in a realistic pilot line for fuselage assembly, which was used for the JEC 2025 Award winning Multifunctional Fuselage Demonstrator (MFFD). Key findings include:

- Robotised inspection during production is possible, generating automated thermographic scans.
- Thermography enables detection of common defects for thicknesses commonly applied in aircraft structures.
- Fast interpretation of automated inspection scans can be supported by artificial intelligence (AI).
- AI can be trained efficiently using a combination of real and simulated thermographic data.



PENELOPE

Fast Non-Destructive Testing of Large Composite Aircraft Structures

Automation of non-destructive and in-line inspection of aircraft composite parts contributes to efficient high-volume aircraft production, such as expected for the next-generation short-medium range (SMR) aircraft with entry-into-service in 2035. However, automation can also be cost-effective for smaller production volumes, as it enables faster detection of quality issues during production, consequently reducing rework and waste.

THE CHALLENGE

Large-scale parts manufacturing requires holistic data management and an integrated automation methodology to achieve the desired precision levels using modular and more flexible equipment. Non-destructive testing (NDT) is crucial in the production of aircraft composite parts. However, current NDT methods are slow, labor-intensive, and not suitable for in-line inspection. Additionally, generated inspection results, such as scans, require human interpretation, which is strenuous and time-consuming, highlighting the need for better methods to improve production efficiency and accuracy in this process.

WHAT WE DID

NLR has developed an innovative approach for fast non-destructive testing of (large) composite parts, using automated thermography to detect defects in aircraft fuselage skins. We utilised a robot to scan large sections of the composite structure in one go, generating automated thermographic scans. AI was then used to analyse the scan results allowing for faster detection of defects – this method is ten times faster than the conventional ultrasonic method. Finally, a dataset of real and simulated thermographic data was collected and prepared to train the AI algorithms.



PARTNERS

View all partners on:
cordis.europa.eu/project/id/958303



DURATION

2020-2025



FUNDING

Horizon 2020 programme
 GA No. 958303

Digital Twins

Mastering and optimising highly automated composites manufacturing processes



R&D

Royal NLR



DURATION

ongoing

The aerospace manufacturing and production industries are increasingly challenged to be more competitive, and do more with less. To be able to comply with higher production rates, affordability and constant quality, high levels of automation are required for current-day manufacturing processes. This results in more parts meaning more process data to control and keep track of while the number of operators at the production floor has not grown.


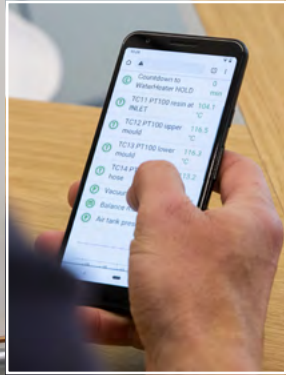
THE CHALLENGE

The challenge is to be able to maintain overview of individual process steps, part quality and status of equipment. Advanced monitoring and inspection of automated processes by a Digital Twin (DT) of the physical manufacturing environment could help an operator to filter all the available data supporting timely detection of production flaws, first-time right production, product quality, and delivery reliability. Additionally, all the collected data can be used for many more purposes:

- Design and optimise the production facilities and manufacturing processes
- Optimise maintenance
- Digital threads, digital product passports, and managing data on behalf of certification

WHAT WE DID

NLR developed a Digital Twin ecosystem and implemented this as test case on our Resin Transfer Moulding (RTM) manufacturing environment for validating and testing. By connecting live data from the industrial OT/IT technology and machine communication protocols, and a tailored integrated mix of IT technologies (e.g. AI/machine learning, data analytics) and data sets, a digital replica (DT) of the physical RTM manufacturing environment was realised. The Graphical User Interface (GUI) of the Digital Twin (DT), combined with handhelds and tablets in the work environment, advises the operator at all times - whether on the production floor or during breaks. This set-up has created a powerful "smart assistant". Furthermore, the Digital Twin is accessible remotely from anywhere in the world in near real-time. It visualises relevant data at each stage of the manufacturing process and issues alarms or warnings based on predefined thresholds and predictions.



THE SOLUTION

The Digital Twin compares the actual situation, going-on real-time process and product information of the physical manufacturing environment, against the expected and simulated behaviour and properties, thereby signalling deviations beyond thresholds. The DT raises situational awareness through dedicated dashboards and advanced interactive visualisation technology (e.g., VR, AR via handhelds, information projection on PT), enabling and supporting operator and mechanics to monitor, understand, inspect, adjust and repair. A DT can collect and organise data and statistics from processes, detect trends, and analyses data across process runs, to support process optimisation and condition-based predictive maintenance. The Digital Twin facilitates digital threads and passports of the products and machinery.

THE SOLUTION

The blade design consists of a load-carrying D-spar and a separate thin trailing edge, both constructed from glass fibre-reinforced laminates supported by an internal foam core. The D-spar also features tungsten bars of varying lengths and diameters, used as non-structural masses to tune the mass distribution and centre of gravity (CoG) position along the blade span. The final design is based on detailed Finite Element Method (FEM) analyses to determine cross-sectional stiffness properties along the blade span, which were tuned by varying the lay-up in different segments (nose, top/bottom skin, web, trailing edge) for each blade cross-section. To achieve the required flexibility, particularly towards the tip, ultra-thin glass fibre fabric plies (47 gsm) were applied, allowing accurate tuning of stiffness properties in the rest of the blade.



ATTILA

Advanced Testbed for Tiltrotor Aeroelastics

THE CHALLENGE

Rotor blade designs have to be sufficiently strong for wind tunnel testing and must have dynamic characteristics that resemble the full-scale behaviour. This implies that the blade design should have a closely matching stiffness and mass distribution along its entire span in comparison with the target properties of the aeroelastically scaled blades.

- Stiffness properties along the blade span:
 - Axial, flap and lead-lag bending, and torsion stiffness
 - Location of the neutral axis and shear centre
- Mass properties along the blade span:
 - Mass and mass moments of inertia
 - Centre of gravity position

In addition, the blades have to be instrumented for monitoring the loads and dynamic behaviour of the blades during the wind tunnel test.

WHAT WE DID

Aeroelastically scaled blades were designed and manufactured. The design encompassed everything from conceptual design to detailed stress analysis of the final blade structure. The final blade design has closely matching stiffness and mass distributions, while still satisfying all wind tunnel strength/safety requirements.

The blades have been instrumented with embedded strain gauges and optic fibres to monitor the flap bending, lead-lag bending and torsion loads at three different cross-sections, and at the same time to monitor the dynamic behaviour of the blades during the wind-tunnel test.



PARTNERS

View all partners on:
attila-project.eu/



DURATION

2019-2023



FUNDING

Clean Sky 2 Joint
Undertaking
GA No. 831969



PARTNERS

View all partners on:

brava-project.eu/



DURATION

2023-2026



FUNDING

Clean Hydrogen

Partnership

GA no. 101101409

BRAVA

Breakthrough Fuel Cell Technologies for Aviation

The BRAVA project focuses on innovative heat management for fuel cell-based power generation systems (PGS) for aircraft in order to address the mass and freezing limitations of conventional cooling systems. This will contribute to bringing flying on hydrogen a significant step closer.

THE CHALLENGE

Conventional cooling systems employ a liquid (typically a glycol-water mixture) that is circulated by a pump to cool the fuel cells. However, this traditional approach results in a system mass that is too high for aircraft applications. Furthermore, the liquid is susceptible to freezing under cold conditions, which poses an additional challenge. To address these challenges, the BRAVA project has developed a novel two-phase cooling system, where the term 'two-phase' refers to the phase transition of the fluid from liquid to vapour.

WHAT WE ARE DOING

To investigate the feasibility of the two-phase cooling concept, NLR first built a test setup with a 20 kW cooling capacity. The test results were subsequently used to design and build a demonstrator for a two-phase cooling system with a 240 kW cooling capacity. In these setups, electric heaters were used to emulate the heat load of a fuel cell. Additionally, a 5 kW two-phase cooling system has been successfully tested with a functioning fuel cell stack at Aerostack to validate the concept.




THE SOLUTION

The mass of the cooling system and the required pump power can be substantially reduced by leveraging the heat of evaporation of a liquid. In a two-phase cooling system, a pump circulates a fluid that evaporates in the fuel cells while absorbing the waste heat. Consequently, the required fluid flow is significantly smaller than in conventional liquid cooling, resulting in a much smaller pump and narrower pipe diameters. Detailed analyses by Airbus and NLR show that the mass of a 100-passenger aircraft with four engines can be reduced with approximately 1000 kg when a two-phase pumped cooling system is used instead of a conventional liquid glycol-water cooling system.

THE SOLUTION

Upgrading the LSAM equipment with the Directed Energy Material Extrusion (DEMEX) system, developed by LEAM, allowed NLR to control and adjust the interface temperature by means of active heating, cooling or adaptive printing speed. This upgrade also paves the way to further exploring new applications, like overprinting. NLR will investigate how to overprint stiffening elements on a substrate (i.e. composite panels) with the use of LSAM.



LSAM NXTGEN

Enabling temperature control for large scale additive manufacturing

THE CHALLENGE

One of the main challenges of Large Scale 3D printing of high temperature thermoplastics is the control of the interface temperature – which determines the degree of bonding between consecutive layers. When the deposited material has cooled down in excess, poor adhesion is achieved between layers, leading to insufficient strength, delamination, cracking and part failure. If the material has not cooled down sufficiently, it won't support the consecutive layers, therefore leading to print failure. The interface temperature control is especially important when attempting large scale prints and when processing semicrystalline thermoplastics.

WHAT WE DID

An equipment upgrade was carried out on the NLR LSAM's setup, allowing for better temperature control during the printing process, and the effect on the processed material properties were studied to further understand the optimal interfacemtemperature. To demonstrate the improvement, a large-scale aerospace grade mould is manufactured, achieving five times longer layer length compared to previous experiments, with very high quality and printing stability.



PARTNERS
LEAM, Airtech



DURATION
2019-2023



FUNDING
National Growth Fund
NXTGEN HIGHTECH

**PARTNERS**

Boeing, Royal NLR

**DURATION**

2014-2021

Magnesium LPBF to manufacture lightweight components for vertical lift applications

The objective of this research project was to demonstrate the capability to produce high-quality magnesium products for vertical lift applications by Laser Powder Bed Fusion (LPBF). Magnesium has become the preferred material for vertical lift transmission casings due to the combination of low density and high specific strength. Magnesium LPBF therefore offers a great deal of potential for vertical lift applications. Internal channels for lubrication and/or cooling can be optimised and substantial additional weight reductions can be achieved compared to cast products.

THE CHALLENGE

Magnesium is a challenging material to process in LPBF due to its low boiling point and high reactivity with oxygen. Considerably more fumes are generated during LPBF processing of magnesium alloys than with other alloys. These fumes can absorb or deflect the laser beam, resulting in an unstable process.

WHAT WE DID

An efficient optimisation approach was applied for selecting the process parameters. Benchmark parts were produced for evaluating design rules for printing magnesium parts. Demonstrator parts were successfully produced based on a representative lightweight component for a vertical lift application. A fine homogeneous microstructure was found at the melt-pool and grain scale.



THE SOLUTION

NLR-MAMTeC analysed and improved the inert gas flow configuration so that the extraction of fumes was made more effective. This improvement was found to be an important step in making LPBF processing of magnesium possible.

THE SOLUTION

We developed an automated inspection system by combining a 3D scanner and laser ultrasonic scanner. First, the 3D scanner creates a mesh of the entire component, providing comprehensive shape information. The shape information is then used to control the rotation table, allowing the laser ultrasonic scanner to inspect the component from all required angles. The system subsequently combines the partial scans that meet the perpendicularity requirement and maps them onto the mesh in order to complete the automated inspection.



Laser ultrasonic inspection of complex-shaped composites

The manufacturing of complex-shaped composites is becoming increasingly common, driving up demand for fast automated quality control. Laser ultrasonic testing can be a viable technique to achieve this, as it is fast and contactless. However, it requires the inspected part to be perpendicular to the laser beam, posing a challenge for the positioning of the laser or part. Combining laser ultrasonics with optical 3D scanning can overcome this challenge and realise a fast automated quality assurance system for composite manufacturing.

THE CHALLENGE

To establish an automated quality control system, several challenges must be addressed:

- The system must be able to identify the part area that is perpendicular to the laser.
- The system needs to be capable of moving the part in order to scan the entire component.
- The scan results have to be accurately registered onto a digital mesh.

WHAT WE DID

In this project, NLR has combined its expertise in non-destructive testing and structured light scanning to create a fast and automated inspection system. This system enables the inspection of 2D curved composites with the push of a button, significantly reducing inspection time per component compared to conventional ultrasonic testing methods. Moreover, the method is contactless and allows for fast prototype inspection without requiring prior dimension information.



R&D

Royal NLR



DURATION

2023-2025



FUNDING

National Growth Fund
NXTGEN HIGHTECH

**PARTNERS**

ArianeGroup, Royal NLR,
DNW, ONERA

**DURATION**

2014-2020

ARIANE 6

Wind tunnel modelling for Europe's Ariane 6 launch system

The development of the Ariane 6 launcher was geared towards creating a reliable, flexible, and competitive European launch system. NLR played an important role in this endeavour by providing wind tunnel models at various development stages.

THE CHALLENGE

A key objective of the Ariane 6 programme was to devise a launch system that offered flexibility in terms of payload size and orbit delivery. Furthermore, it aimed to outdo its predecessor, Ariane 5, by increasing launch frequency and reducing costs, thereby enhancing its competitiveness.

WHAT WE DID

NLR used its expertise to design, manufacture, and equip three models with a substantial array of sensors, including static and reference dynamic pressure sensors. The limited space available in the models necessitated the optimisation of their design and instrumentation. The modular design of the instrumented boosters introduced an added layer of complexity, but also brought significant benefits in terms of functionality for ArianeGroup.



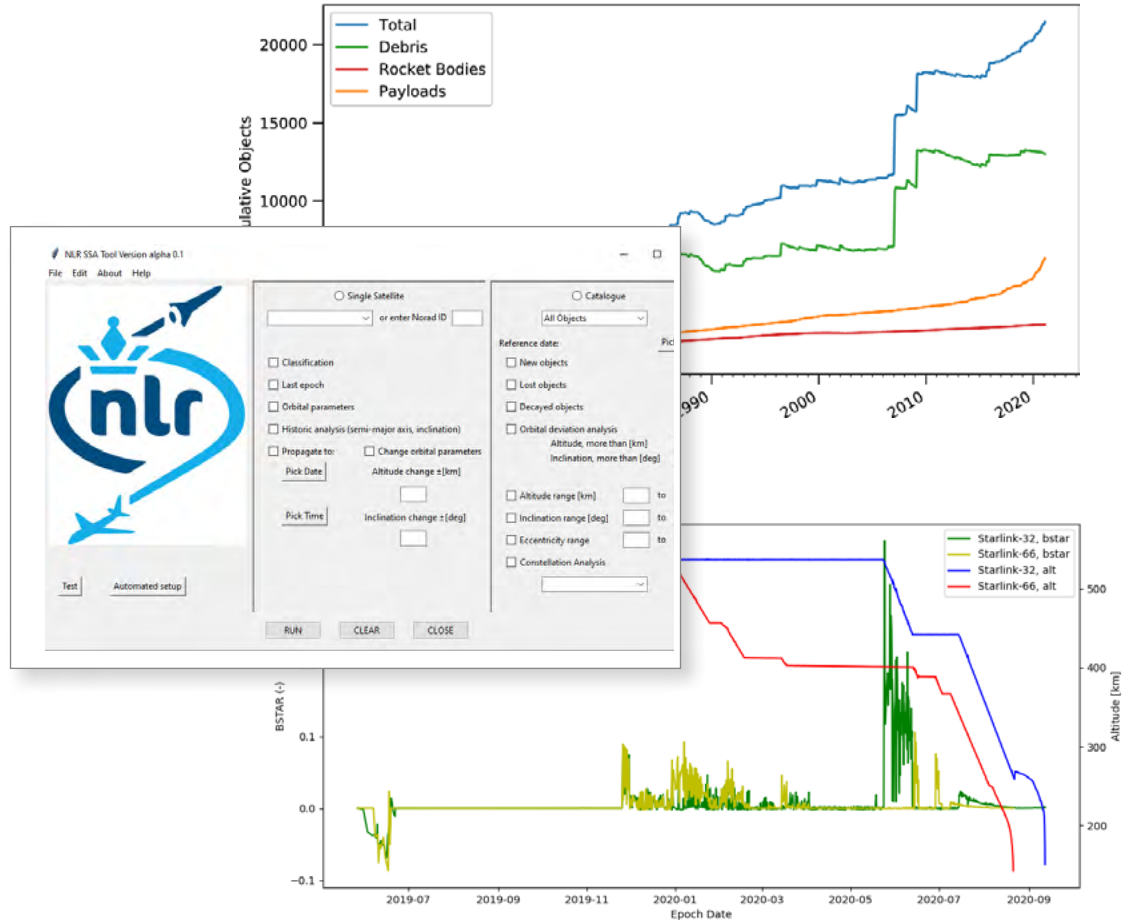
THE SOLUTION

NLR's contribution to the Ariane 6 launcher development was multifaceted, with a primary focus on providing wind tunnel models for:

- Assessing aerodynamic characteristics of the basic design
- Investigating buffeting and acoustic characteristics of the detailed aerodynamic shape
- Evaluating aerodynamic characteristics of the detailed aerodynamic shape

THE SOLUTION

By combining databases and reviewing the available information, it is possible to gather the required parameters to be able to perform the analysis. Furthermore, the gained insight can be used to look into space objects behavior such as orbit corrections and functional applications. By adding various data sources, a verification can also be performed. This will help in obtaining a better understanding of the situation and the potential threats to Dutch space assets and possible mitigation actions available.



Space Situational Awareness for safe and sustainable use of space

Currently, approximately 27,000 objects are being tracked to allow predictions to avoid collisions between satellites and debris. Forecasts indicate this number will increase exponentially over the next few years. To ensure a safe and sustainable space environment, it is vital to understand the orbital mechanics and growth in space usage and orbit selections to facilitate continued operations. In this way, by performing characterisations and trend analyses, it is possible to continue space exploration and utilise space as a nation.

THE CHALLENGE

To get an overview of the space objects orbiting the Earth and their characteristics and behaviour, the following questions need to be answered:

1. Which sources of data are available for this overview?
2. What kind of data is available in these sources?
3. What kind of characteristics can be deduced from this data?
4. Is it possible to identify capabilities?
5. Is there a trend analysis possible to obtain more insight?

WHAT WE DID

To address these questions, NLR is developing a Space Situational Awareness (SSA) tool. This tool is set up in such a way that databases and other sources of information can be combined and verified. With this data, details concerning the space objects such as last observation and number of new or decayed objects will be available. With this tool, a user is able to specify the required information and monitor specific space objects either on request or scheduled. This allows a more detailed insight in satellite (recurring) activities and influences on the orbital tracks, which could have an operational impact. This information can be included in future Space Traffic Management developments as well, with SSA being an essential enabler.



PARTNERS

Dutch Ministry of Defence -
Space Contour 2019,
Royal NLR



DURATION

2019-2024



PARTNERS

ISISPACE, Royal NLR



DURATION

2019 - present

CubeSat Thermal Modelling

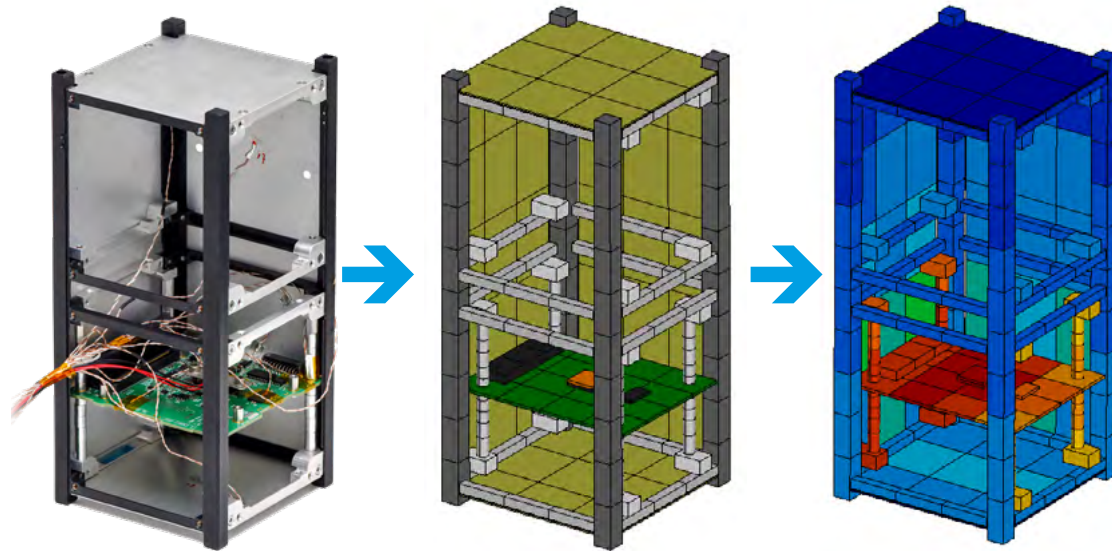
Applying ESATAN-TMS for the CubeSat industry

THE CHALLENGE

With the increase in power density, thermal control measures are needed for CubeSats. This requires low-cost hardware and software solutions, which are currently hardly available. Miniaturisation and application of thermal control systems is being worked on, however evaluating design iterations is hindered by the lack of thermal analysis imposing large uncertainties in the thermal design of CubeSats. ISIS - Innovative Solutions in Space and Royal NLR have worked together on an innovative modular approach for CubeSat thermal analyses in ESATAN-TMS. Key of this approach is the interchangeability and scalability of validated thermal submodels allowing for fast and more accurate analysis for LEO missions.

WHAT WE DID

NLR's expertise with ESATAN-TMS is applied in this project to set up a modular approach of thermal modelling of CubeSats. Thermally relevant submodels are built for commercially available subblocks, like the ISIS TXS-module, and general building blocks of a CubeSat frame. This is built in such a way, that it can be easily adapted and assembled into an entire CubeSat system. The correct modelling of interfaces between sub-models is herein critical for the thermal maturity of the model. Hence a lot of attention is given to this minor detail in the assembly. In the next stage of the project, the thermal submodules were correlated with the results of thermal vacuum tests. This correlation will ultimately result in a verified thermal model of the submodules.



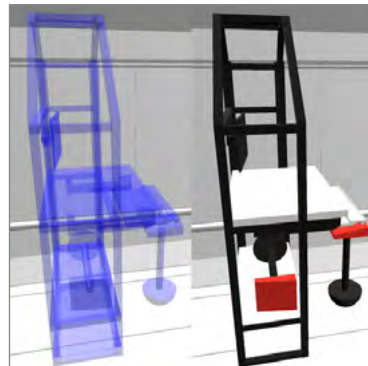
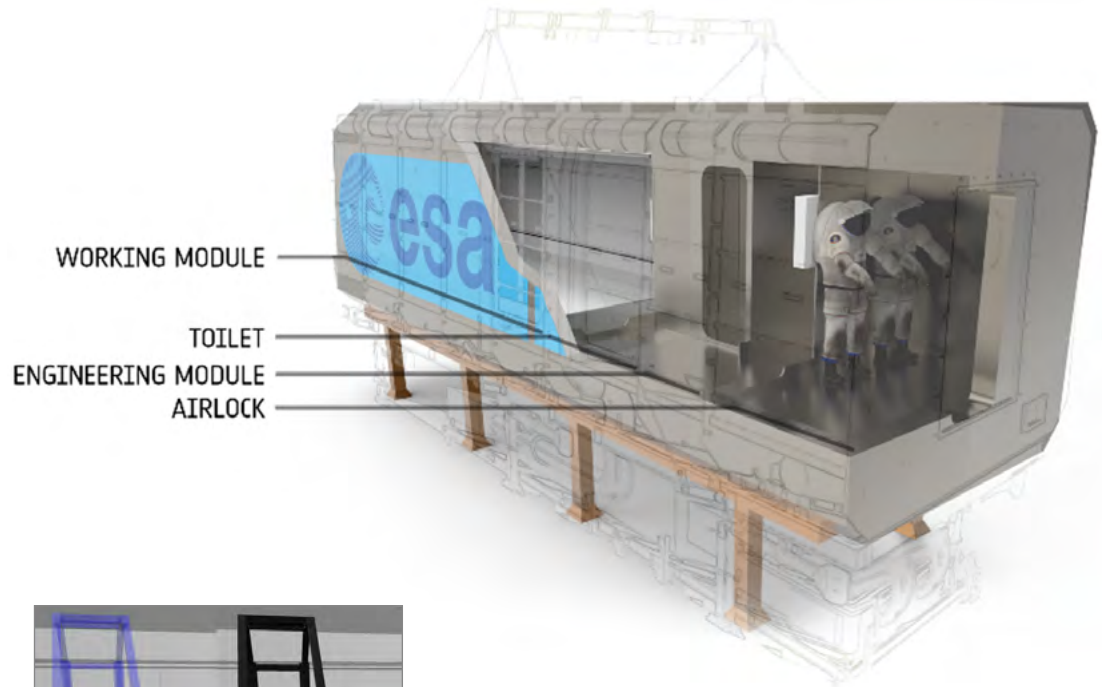
THE SOLUTION

A library of validated thermal sub-models will be created in ESATAN-TMS, allowing for fast and accurate orbital analysis, which results in improved thermal designs of CubeSats. CubeSat manufacturers and integrators can use the thermally verified submodels in ESATAN-TMS and decrease their development time of the design of a CubeSat by implementing the thermal modelling in an early stage of the design cycle.

THE SOLUTION

A digital twin to:

- Enter and explore the FLEXHab environment
- Select a research domain for which they would like to design an experiment and configure instrumentation
- Access a catalogue with recommended instruments based on the selected research domain
- Place and configure the instrumentation in the FLEXHab and FLEXracks
- Work collaboratively in the virtual environment. Users do not have to be in the same physical location to cooperate



Flex-XR

Taking AR and VR to the moon

ESA and DLR are developing an analogue lunar facility to train astronauts for future lunar missions. Part of the facility is a simulated lunar base (FLEXHab) in which scientific experiments can be conducted. Utilisation of such a facility is expensive and the cost could be lower by reducing time spent in de FLEXHab, especially during the familiarisation phase and experiment preparation and design.

THE CHALLENGE

NLR developed a user-centered VR-concept that supports users to get familiar with the environment, design and review their experiment set-up before ever physically entering the facility. This saves time and money during the development phase of the experiment. For such an application to be useful several functionalities, like a database instrument model and their interaction with the environment, needed to be developed.

WHAT WE DID

NLR developed a VR application that can recommend instrumentation based on the specific research domain that users are designing an experiment for. Moreover, it assists users to configure their experiment set-up as well as verify and validate constraints and assumptions concerning their experiment design. The application is promising to be a useful tool. User tests are now required to validate whether the developed VR application indeed results in more efficient experiment designs. The next steps would include complementing digital twin with AR technology, to seamlessly merge the virtual and real environments, enhancing collaboration between users and ground segment personnel in the actual FLEXHab and eventually soon on the moon.




PARTNERS

ESA, DLR & Royal NLR



DURATION

2021



BRİK II, the first Dutch military satellite

The first Dutch military satellite was successfully launched in June 2021. The BRİK II nanosatellite is an experimental project of the Royal Netherlands Air Force. On 30 June, the Virgin Orbit company launched the "LauncherOne" rocket, with BRİK II as one of its payloads from Mojave in the United States.

The launch is a first test for Defence to demonstrate the potential of nanosatellites for military and civil use. The Dutch Defence Vision 2035 states that space has become a necessary link for information-driven action by the armed forces. Defence is highly dependent on satellites. For example, consider the use of navigation and communication systems. In order to keep the development scalable and affordable, Defence works together with Dutch industry and knowledge institutes. BRİK II emerged from this.

COOPERATION

The construction of BRİK-II underlines the innovative abilities the Dutch industry and knowledge institutes are capable of in developing relevant military and/or dual use capacities. Innovative Solutions in Space (ISISPACE) located in Delft is the designer and integrator of the nanosatellite. Royal NLR has developed new technologies that will be put into practice on the BRİK-II: with a miniaturized payload, in the field of signal intelligence, the satellite can detect radio signals from space and locate the location of the source on the earth's surface. Furthermore there is a collaboration with the Delft University of Technology (TU Delft) and an international collaboration with the University of Oslo.

The name of the satellite is a reference to the first aircraft for the Aviation Department in Soesterberg. This aircraft from 1913 was called 'De Brik' and was used by the Dutch armed forces to discover the aviation domain.



PARTNERS

Royal Netherlands Air and
Space Force, Royal NLR,
ISISPACE, TU Delft,
Virgin Orbit



DURATION

2020 - 2022

ISR: Lead by Information with Innovation

Superior information position calls for the right information in the right place at the right time. Increasing complexity and hybrid nature of current conflicts call upon a proper intel position within the military context. Data is gathered from a variety of sources and contains varying types of information. These different types of data are fused in order to increase the situational awareness.

THE CHALLENGE


- Right information in the right place at the right time to support the right decision making of commanders and operational units in the field in order to generate the right military effects
- Looping through the Observe-Orient-Decide-Act OODA cycle faster than the adversary in order to achieve and maintain a lead with respect to the adversary


WHAT WE DO


- NLR is a one-stop-shop for end-to-end complete chain-based ISR solutions by means of innovative sensor, processing, analytics and presentation techniques
- NLR supports, analyses and advises for ISR procurement, exercises and operations for the continuous improvement of Information Governed Operations (IGO)

OUR CAPABILITIES

- Innovative sensors for Air- & Spaceborne platforms for i.e. geolocation & identification
- Federated Processing Exploitation and Dissemination (FPED) processes
- ISR information analytics by Artificial Intelligence and Big Data techniques
- Effective decision support for operators
- Presentation of ISR information for operators using Virtual and Augmented Reality
- Protection against cyberattacks
- Support Information Governed Operations by Concept Development & Experimentation
- Provide tactical and operational support for Information Governed Operations
- Provide products and services to enhance Situational Awareness and Understanding
- Enhance Processing Exploitation & Dissemination cycle
- Expertise in reconnaissance pods
- Real-time Access to Airborne ISR (RAAISR)
- Apache Data Video Intelligence System (ADVISE)







RESEARCH INFRASTRUCTURE

NLR's research infrastructure exists of a wide variety of facilities and equipment which constitutes the backbone for NLR's applied research.

The research infrastructure is accessible to other research institutes, companies, universities and agencies.



EUROCARBON

HEINZ

Automated composites manufacturing

The Automated Composite Manufacturing Technology Centre (ACM-TC) and the Automated Composite Manufacturing Pilot Plant (ACM-PP) were established at NLR in the Netherlands to prepare the way towards automated manufacturing of advanced composite structures, largely in support of the 'composites' industry, but also of enterprises, which are new to this material. The centre brings together the complementary research capabilities of research centres, universities and specialised small enterprises and industries. ACM-TC operates at Technology Readiness levels TRL 3 - TRL 6 where the ACM-PP operates at TRL 6 - TRL 8.


The vision of the ACM is 'to pioneer innovative fabrication technologies for composites with potential for automation' and thereby 'to enhance the competitiveness of its members', by conducting applied research and carry out development programmes up to the level of full scale prototypes.

OUR CAPABILITIES

- Design concepts in composite
- Detailed finite element calculations for composite designs
- Trade studies to evaluate different design concepts
- Cost modelling
- A second opinion on composite designs
- Composite manufacturing
- Full scale prototyping
- Mould design and manufacturing
- Automated Fibre Placement
- Resin Transfer Moulding
- Vacuum assisted Resin transfer moulding
- Automated Composite Manufacturing (e.g. Pick & Place)
- Press forming
- Braiding
- Induction welding

WHAT WE DELIVER

Extensive experience with, and knowledge of, Polymer Based Composite Materials, manufacturing processes, the mechanical behaviour of composite materials and the structural response of composite structures. We perform activities for the 'High Tech-High Spec' community like aerospace, automotive, maritime, rail, transport and medical.



TECHNOLOGIES AND MATERIALS

- Laser Powder Bed Fusion
- Blown Powder Directed Energy Deposition (manufacturing & repairs)
- Sinter-based Fused Filament Fabrication
- High Performance Alloys (e.g. aluminium, titanium, nickel based super alloys, magnesium)
- Multimaterial AM
- Materials laboratories and testing facilities

MAMTeC

NLR Metal Additive Manufacturing Centre:



MAMTeC is the Metal Additive Manufacturing Technology Centre in the Netherlands. More than 45 years of materials experience in aerospace applications is applied to define optimised process parameters and post-processing methods.

We support development processes right through to certification qualification for metal-AM products. Our support for the development of metal-AM materials and components includes access to advanced inspection, analysis, and testing facilities.

SPACE APPLICATIONS

NLR has developed and produced various heat-exchangers for space applications in cooperation with our thermal management

experts. Complex internal geometries were realised for optimum performance, high efficiency and low weight. The combination of design optimisation capabilities, extensive AM material performance knowledge and qualification expertise enabled NLR to support with the development of structural and propulsion space applications.





Energy Management



Membrane Research



THETA I



Energy to Propulsion Test Facility



HYDRA II



GRACE



Hydrogen Production Pilot Plant



Dewar



Cryostat



Solar Park

DNW wind tunnels

NLR Drone centre



NLR MARKNESSE

Hydrogen energy transition infrastructure

ENERGY SOURCE

- **Sunspace Solar park**
- High voltage grid connection

ENERGY CONVERSION E > H2

- **Hydrogen Production Pilot Plant** (a cooperation with Roger Energy), providing a local supply of (green) gaseous hydrogen, liquid hydrogen and methanol and high TRL validation capabilities.

H2 STORAGE AND (RE)FUELLING

- Commercial storage tank of 40m³ liquid hydrogen (at the Energy to Propulsion Test Facility)
- Co-designed/manufactured local LH2 storage ground vessel: **DEWAR** subsystems. The system supports the simulation of all types of traffic (fixed wing air traffic, helicopters, drones, ground vehicles, etc.) typically found in an airport environment.

ON-BOARD FUEL TANK

- Design, manufacturing and testing of composite LH2 storage solutions for aircraft applications
- Deep cryogenic (20K) material and structures testing: **Cryostat**
- Co-designed/manufactured local LH2 storage flying tank (in the HYDRA II drone)

ENERGY CONVERSION H2 > E

- Advanced power electronics and wiring infrastructure
- Best of class thermal control and cooling solutions: **Energy management**
- Membrane health monitoring and maintenance research: **Membrane Research**
- Fuel cell testing in controlled environment: **THETA I**

CAPABILITIES

- Dedicated airfield and airspace with facilities for operation and testing of GH2/LH2 powered drones: NLR Drone Centre and HYDRA II
- Energy to Propulsion Test Facility (EPTF)
 - Powertrain ground testing, currently up to 2MW
 - Electric, hydrogen-electric, and other possible energy carriers
 - Battery, gaseous/liquid hydrogen and e-methanol energy storage solutions
 - Functional component and full system performance testing
 - Ground testing and moving platform testing of full systems
- Mechanical testing of liquid hydrogen tanks
 - In situ LH2
 - Dynamic loads
 - Slosh testing

NLR Environmental test facilities



Environmental test facilities

With our wide range of test facilities we can simulate your environmental testing requirements for your spacecraft or aircraft equipment, meeting international, military, aircraft and commercial standards. Regardless of the environment that has to be simulated, NLR is the 'one stop shop' for all your testing needs.

We conduct environmental tests for climatic, thermal vacuum, mechanical, electric, radiation and acoustics properties using our specialised knowledge, experience and over 20 different facilities for environmental testing.

We can advise and support you throughout the entire testing process from establishing test requirements and test definition, to test set-up and execution. We can also assist you in validating your own models of your test subject.

ace2space

Zero-G Flight Testing Capability



PARTNERS

Royal NLR, TU Delft

THE CHALLENGE

- Test space equipment before launching it (free fall tower, sounding rocket, space station)
- Expose your application to in-flight zero- or low gravity conditions (e.g. moon or Mars)
- Save on your experiment cost by obtaining a favorable cost-per-parabola ratio
- To only perform a customer-required number of parabolic maneuvers. No implication to take more parabolic maneuvers and associated costs than really needed.
- Use of a low gravity flight test facility that is solely dedicated to your project, allowing for a customer oriented and confidential project environment
- To be able to return to base whenever your application is not properly functioning, thereby saving valuable flight test time

HOW CAN WE SUPPORT YOU

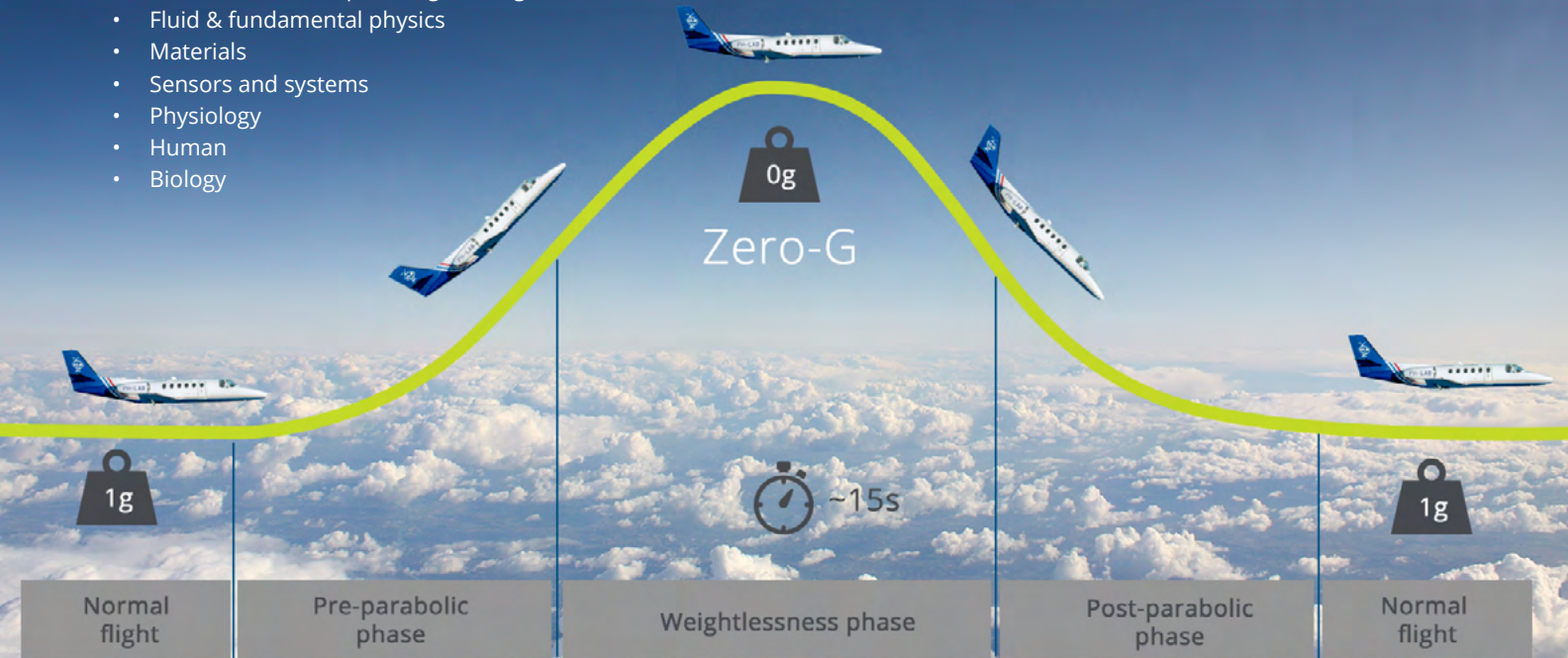
- A modified and instrumented Cessna Citation II research aircraft capable of performing zero or partial gravity flight maneuvers
- A relatively small aircraft which allows for favorable cost, yet provides enough cabin space for many low gravity applications
- Multiple certified cabin configurations are available which can host almost all required experiments
- Part 21 based design organization to support installation of your application onboard our aircraft
- A flexible and affordable flight test facility representing more than one century of experience

Flight operations that are dedicated to a single customer or project, which allows for:

- performing of only those parabolic maneuvers that are required by the customer > saving time and cost
- aborting a flight whenever your application requires so > saving flight time
- confidentiality and protection of intellectual property rights

Low / 0-g gravity flight testing in the field of (among other):

- Demonstrations, Training of Pilot Flying Skills and Instructions (Aerospace Engineering Curriculum)
- Fluid & fundamental physics
- Materials
- Sensors and systems
- Physiology
- Human
- Biology





NLR Marknesse

NLR Drone centre

NLR Drone DigiCity

Runway 320 M

NLR Drone centre

NLR set up the NLR Drone Centre in 2015. Here, tests and evaluations of (prototype) RPAS and sensor applications are conducted, demonstrations are facilitated, flight inspections are carried out and drone practical training and technical examinations are given.

The NLR Drone Centre has its own restricted airspace with the necessary authorisations and exemptions to facilitate these activities. It offers developers, manufacturers and business users, both civil and military, the opportunity to carry out test flights needed to take advantage of the economic opportunities offered by RPAS developments. The NLR Drone Centre is located at NLR's premises in Flevoland, and complies with all government requirements.

RESTRICTED AIRSPACE

Only aircraft and pilots who fulfil all the statutory requirements may fly in Dutch airspace. The NLR Drone Centre has more extensive dispensation: for example, it is permitted to fly prototypes that do not yet meet all the requirements. The airspace above

the NLR Drone Centre is closed to other users, and the territory is also a restricted and closed area. Herewith fulfilling a significant need for drone development and the technology it requires, such as detect-and-avoid sensors that prevent drones from coming too close to other air traffic. In this way the centre supports the development and use of drones and integrating drones safely into civil airspace, and acts as a 'one-stop shop' for the drone sector. With its drone expertise, NLR builds on its integrated knowledge of the entire aerospace chain, using its extensive test and research facilities for this purpose.

About NLR

Royal Netherlands Aerospace Centre



POLICY SUPPORT



INDUSTRIAL
DEVELOPMENT



APPLIED RESEARCH

NLR is a leading international research centre for aerospace. Its mission is to make air transport safer, more efficient, more effective and more sustainable. Bolstered by its multidisciplinary expertise and unrivalled research facilities, NLR provides innovative and comprehensive solutions to the complex challenges of the aerospace sector.

NLR's activities span the full spectrum of Research, Development, Testing & Evaluation (RDT & E). Given NLR's specialist knowledge and state-of-the-art facilities, companies turn to NLR for validation, verification, qualification, simulation and evaluation. They also turn to NLR because of its deep engagement with the challenges facing our clients. In this way, NLR bridges the gap between research and practical applications, while working for both government and industry at home and abroad.

Royal NLR stands for practical and innovative solutions, technical expertise and a long-term design vision, regarding their fixed wing aircraft, helicopter, drones and space exploration projects. This allows NLR's cutting-edge technology to also find its way into successful aerospace programmes of OEMs like Airbus, Boeing and Embraer.

NLR in brief



AMSTERDAM,
MARKNESSE,
ROTTERDAM,
BRUSSELS



1000+
STAFF

144M
TURNOVER



78% DUTCH,
17% EU & 5%
WORLDWIDE



SINCE
1919



**FOR INDUSTRY,
GOVERNMENT, CIVIL,
DEFENCE AND SPACE**



**GLOBAL PLAYER
WITH DUTCH ROOTS
ACTIVE IN 24 COUNTRIES**

**VERY HIGH
CUSTOMER
SATISFACTION**



The challenges in aviation are always more complex than today's solutions can address. By combining a deep understanding of customer needs with cutting-edge research, we can drive innovation. As a bridge between academia, industry, and government, NLR connects stakeholders and provides innovative solutions that strengthen the competitiveness of the business community and tackle societal challenges. We are an independent organisation and work with national and international businesses and government agencies.

NLR AREAS OF RESEARCH, CAPABILITIES AND RESEARCH INFRASTRUCTURE

- Scaled flights tests
- The use of alternative propulsion methods
- Multi-modal Supply Chain optimisation
- Requirements & specifications
- Concept development
- Prototyping & manufacturing
- Design & analysis
- Test & verification
- Qualification & certification
- MRO optimisation



The text in this booklet only reflects the author's view.

The European Commission is not responsible for any usage of the information it contains.

NLR Amsterdam

Anthony Fokkerweg 2

1059 CM Amsterdam

+31 88 511 3113

info@nlr.nl

www.nlr.org

NLR Marknesse

Voorsterweg 31

8316 PR Marknesse

+31 88 511 4444

info@nlr.nl

www.nlr.org



© Royal NLR

E1850-02 - May 2026